

Scaled data based on original data using
LM-79-08 Approved Method: Electrical and Photometric Measurements of Solid-
State Lighting Products

Test Report Prepared for
Cooper Lighting Solutions
(formerly Eaton)

Brand: McGRAW-EDISON

Report Number: P385715

Luminaire Tested: **GWC-SA1B-740-U-SL3**

Issue Date: 3/3/2020

Test Information

Test Method: LM-79-08
Report Number: P385715
TEST IS SCALED FROM IESNA LM-79-08 TEST DATA (G2-1903-205-22)
Test Lab: INNOVATION CENTER
Issue Date: 3/3/2020
Manufacturer: COOPER LIGHTING SOLUTIONS (FORMERLY EATON)
Product Line: MCGRAW-EDISON
Catalog Number: GWC-SA1B-740-U-SL3
Description: GALLEON WALL LUMINAIRE
(1) 70 CRI, 4000K, 800mA LIGHTSQUARE WITH 16 LEDS AND TYPE III SPILL
LIGHT ELIMINATOR OPTICS
Light Source: -
Ballast/Driver: ELECTRONIC DRIVER

Summary

Lumens per Lamp: N/A
Luminaire Lumens: 6104 lumens
Efficiency: N/A
Efficacy: 138.7 lumens/watt
Luminous Opening: Rectangular (W 0.5' x L: 0.5' x H: 0')
IES Classification: Type III - Medium
BUG Rating: B1 - U0 - G2

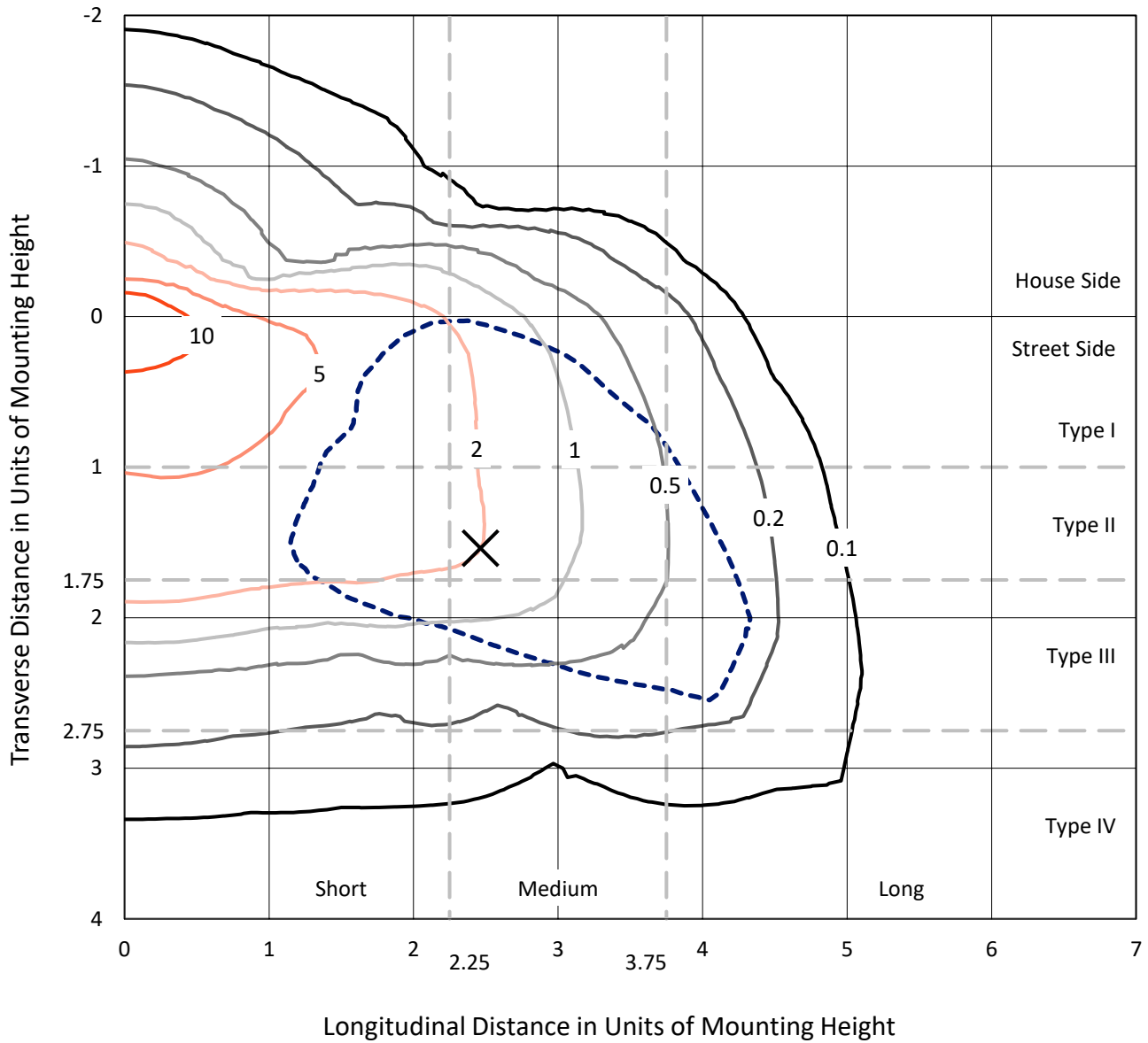
Input Watts (W): 44
Input Voltage (V): NR
Input Current (A_{in}): NR
Voltage Rise (V): NR
Power Factor: NR
Total Harmonic Distortion (THDi): NR
Frequency (hertz): 60
Stabilization Time: NR
Operation Time: NR
Ambient Temperature (°C): NR
Test Distance: 24 FT



REPORT NUMBER: P385715
 CATALOG NUMBER: GWC-SA1B-740-U-SL3

Iso-Footcandle Lines of Horizontal Illumination

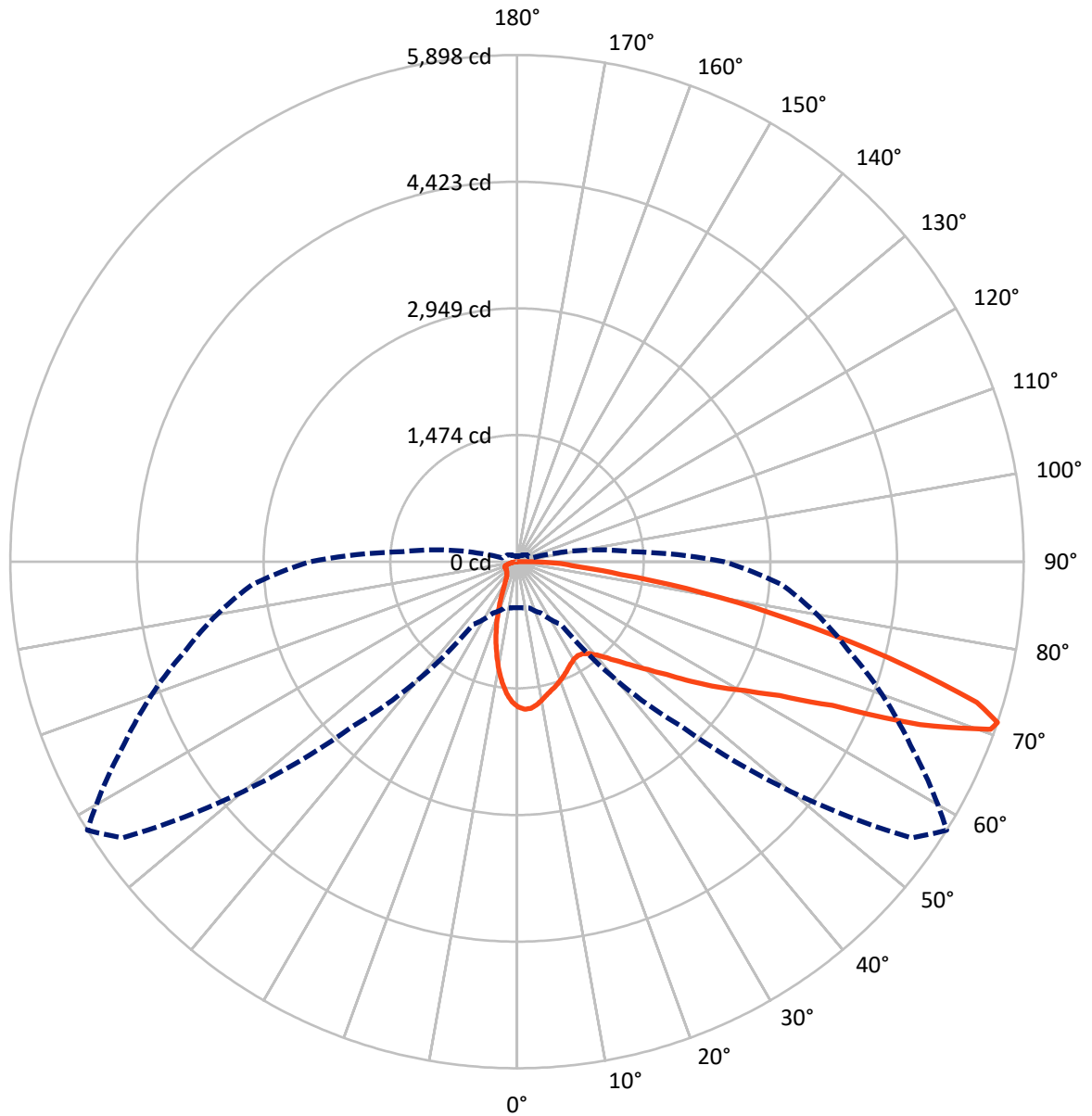
✕ Max cd
 - - - 1/2 Max cd



Based on 10 foot mounting height. Maximum calculated value = 16.9 fc
 Type III - Medium - N/A

REPORT NUMBER: P385715
CATALOG NUMBER: GWC-SA1B-740-U-SL3

Luminous Intensity Polar Plot



— Vertical Plane Through 58-Deg Lateral - - - Horizontal Cone Through 71-Deg Vertical

REPORT NUMBER: P385715

CATALOG NUMBER: GWC-SA1B-740-U-SL3

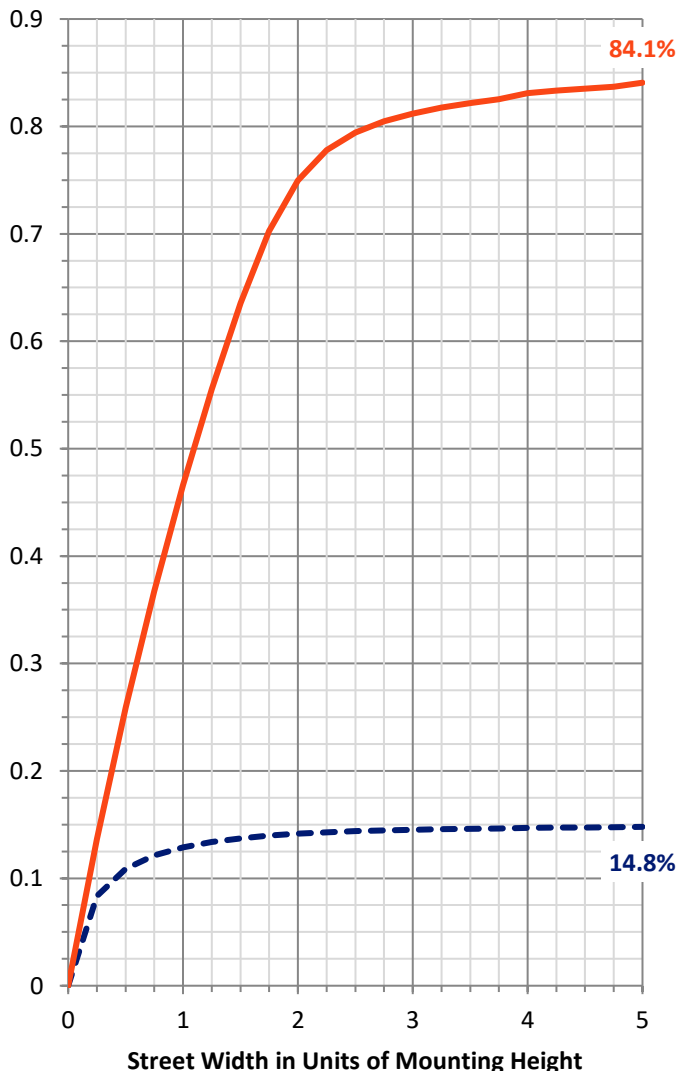
FLUX DISTRIBUTION:

		Downward	Upward	Total
House Side	Lumens	912.6	0.0	912.6
	% Fixture	15.0	0.0	15.0
Street Side	Lumens	5191.4	0.0	5191.4
	% Fixture	85.0	0.0	85.0
Total	Lumens	6104.0	0.0	6104.0
	% Fixture	100.0	0.0	100.0

ZONAL LUMENS:

Zone	Lumens	% Fixture
0°-10°	145.9	2.4
10°-20°	324.4	5.3
20°-30°	412.3	6.8
30°-40°	525.2	8.6
40°-50°	744.8	12.2
50°-60°	1152.6	18.9
60°-70°	1569.1	25.7
70°-80°	1046.8	17.1
80°-90°	183.0	3.0
90°-100°	0.0	0.0
100°-110°	0.0	0.0
110°-120°	0.0	0.0
120°-130°	0.0	0.0
130°-140°	0.0	0.0
140°-150°	0.0	0.0
150°-160°	0.0	0.0
160°-170°	0.0	0.0
170°-180°	0.0	0.0
0°-90°	6104.0	100.0
0°-180°	6104.0	100.0

Coefficient of Utilization



REPORT NUMBER: P385715

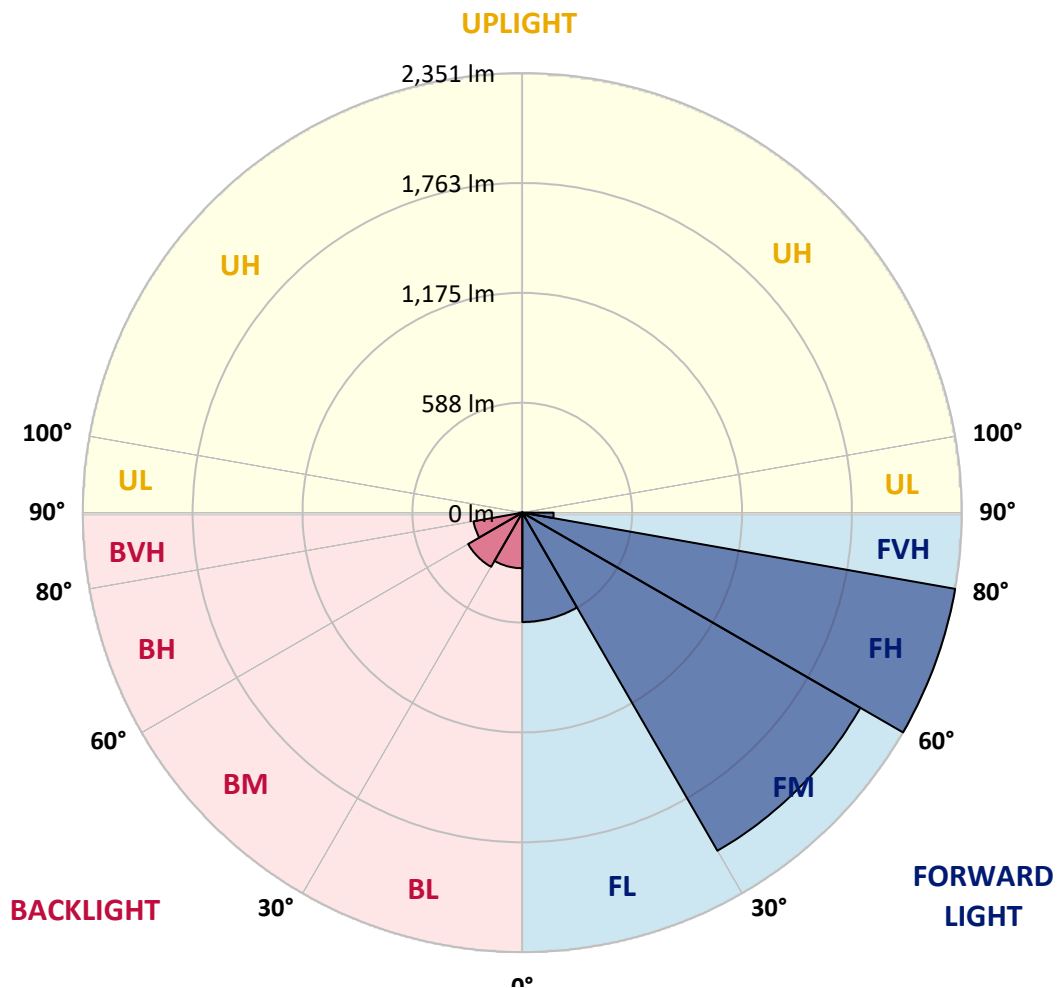
CATALOG NUMBER: GWC-SA1B-740-U-SL3

LUMINAIRE CLASSIFICATION SYSTEM LUMEN TABLE AND BUG RATING:

Zone	Lumens	% Fixture	Zone Rating/Lumen Limit		
			B	U	G
FL (0°-30°)	585.2	9.6			
FM (30°-60°)	2087.9	34.2			
FH (60°-80°)	2350.6	38.5			G2/5000
FVH (80°-90°)	167.8	2.7			G2/225
BL (0°-30°)	297.5	4.9	B1/500		
BM (30°-60°)	334.7	5.5	B1/1000		
BH (60°-80°)	265.2	4.3	B1/500		G1/500
BVH (80°-90°)	15.2	0.2			G1/100
UL (90°-100°)	0.0	0.0		U0/0	
UH (100°-180°)	0.0	0.0		U0/0	

BUG Rating: B1-U0-G2

Type III Medium





REPORT NUMBER: P385715

CATALOG NUMBER: GWC-SA1B-740-U-SL3

CANDELA DISTRIBUTION (FULL):

	0°	5°	15°	25°	35°	45°	55°	58°	65°	75°	85°
0°	1691.2	1691.2	1691.2	1691.2	1691.2	1691.2	1691.2	1691.2	1691.2	1691.2	1691.2
2.5°	1736.1	1733.7	1734.6	1732.9	1728.9	1724.8	1718.9	1719.9	1711.6	1699.3	1684.0
5°	1703.3	1702.5	1708.9	1712.5	1715.5	1713.1	1711.4	1713.5	1701.4	1684.4	1657.8
7.5°	1634.7	1625.3	1633.4	1645.5	1657.0	1665.7	1677.2	1678.7	1671.0	1653.2	1618.3
10°	1537.1	1528.1	1540.0	1559.0	1581.9	1602.8	1625.9	1630.2	1631.7	1615.5	1573.2
12.5°	1435.9	1429.0	1441.0	1467.5	1505.6	1537.7	1574.7	1581.1	1594.3	1583.4	1531.5
15°	1345.3	1342.7	1357.2	1383.3	1427.1	1476.3	1529.6	1541.3	1563.6	1560.0	1499.0
17.5°	1267.0	1266.4	1277.4	1304.9	1353.4	1415.4	1484.8	1504.5	1537.7	1542.0	1472.2
20°	1208.8	1207.5	1215.1	1235.3	1285.3	1355.7	1436.3	1463.5	1511.3	1526.2	1444.6
22.5°	1177.5	1177.3	1177.5	1187.1	1227.9	1293.4	1389.1	1422.2	1485.6	1513.7	1414.0
25°	1172.2	1171.6	1166.9	1165.8	1189.0	1241.3	1342.3	1378.9	1461.2	1505.0	1384.8
27.5°	1186.0	1186.9	1180.7	1170.7	1175.4	1207.1	1301.7	1340.8	1441.6	1503.3	1364.6
30°	1214.7	1214.3	1209.0	1198.6	1189.4	1194.3	1272.8	1311.9	1428.4	1510.7	1350.8
32.5°	1246.4	1248.7	1247.7	1241.9	1228.3	1208.8	1264.1	1302.3	1424.6	1528.6	1344.9
35°	1284.5	1287.0	1294.7	1299.1	1283.2	1251.7	1282.8	1315.9	1435.6	1562.2	1354.4
37.5°	1320.6	1327.2	1348.7	1367.6	1354.0	1318.9	1332.5	1356.1	1469.9	1615.1	1380.1
40°	1362.3	1368.0	1403.1	1443.3	1441.2	1404.8	1412.7	1428.4	1530.3	1691.0	1426.7
42.5°	1403.3	1414.8	1465.6	1522.6	1539.0	1506.9	1519.4	1527.7	1615.3	1791.6	1507.9
45°	1458.0	1470.3	1540.9	1609.6	1647.8	1629.8	1649.8	1652.9	1722.3	1928.5	1625.9
47.5°	1540.7	1554.7	1637.0	1709.1	1767.5	1769.5	1802.4	1801.1	1855.8	2085.2	1774.6
50°	1669.5	1689.7	1757.1	1824.5	1895.5	1935.1	1979.1	1972.9	2015.9	2252.1	1945.7
52.5°	1838.4	1847.7	1897.7	1947.4	2035.7	2124.3	2187.5	2182.0	2197.5	2423.7	2140.1
55°	2013.3	2020.4	2041.0	2068.2	2186.8	2331.4	2465.0	2456.2	2416.9	2601.9	2332.1
57.5°	2170.7	2184.9	2199.2	2210.4	2339.1	2547.9	2748.8	2749.4	2655.0	2794.1	2530.4
60°	2195.1	2207.7	2301.9	2390.8	2599.5	2836.6	3052.7	3046.3	2901.5	3002.7	2751.6
62.5°	1940.4	1968.7	2126.0	2362.5	2850.4	3364.8	3440.3	3432.4	3196.2	3259.7	3009.1
65°	1390.6	1422.7	1612.5	1967.8	2728.8	3946.7	4139.8	4033.9	3598.0	3575.9	3310.6
67.5°	802.2	809.9	892.2	1177.5	2077.8	3977.1	5207.0	5058.8	4222.1	3934.6	3458.1
70°	593.2	593.0	612.6	724.6	1124.4	3245.9	5714.5	5847.4	4879.1	4052.6	3249.5
71°	536.5	537.1	559.0	659.6	890.5	2716.9	5606.7	5897.6	5052.2	3994.4	3098.6
72.5°	458.8	461.0	491.4	591.5	749.1	1873.6	5142.3	5596.5	5134.2	3850.6	2862.4
75°	348.1	353.0	395.1	498.6	684.7	950.2	3774.1	4468.9	4561.0	3397.7	2126.9
77.5°	248.3	253.9	301.5	419.3	650.8	716.1	2527.5	3259.7	3356.5	2177.5	959.4
80°	156.9	163.5	199.4	333.6	611.5	680.0	1588.3	2191.1	1830.3	696.8	244.1
82.5°	92.1	97.2	123.7	217.9	499.5	654.9	934.5	1214.5	712.3	210.5	111.0
85°	53.4	55.7	77.2	138.8	362.7	618.1	686.6	678.9	309.2	102.9	52.5
87.5°	24.9	27.6	45.7	72.5	201.4	448.0	542.6	468.8	192.2	48.3	24.7
90°	0.0	0.0	0.0	0.0	0.0	0.0	0.0	0.0	0.0	0.0	0.0



REPORT NUMBER: P385715

CATALOG NUMBER: GWC-SA1B-740-U-SL3

CANDELA DISTRIBUTION (continued):

	90°	95°	105°	115°	125°	135°	145°	155°	165°	175°	180°
0°	1691.2	1691.2	1691.2	1691.2	1691.2	1691.2	1691.2	1691.2	1691.2	1691.2	1691.2
2.5°	1676.5	1672.9	1657.8	1644.4	1630.4	1612.1	1591.9	1589.4	1577.0	1579.4	1575.1
5°	1643.4	1634.2	1597.9	1564.9	1526.0	1491.1	1453.3	1435.9	1410.8	1409.1	1402.7
7.5°	1596.0	1579.0	1522.6	1460.1	1397.6	1338.0	1279.1	1240.5	1200.9	1184.1	1182.6
10°	1542.6	1513.7	1430.8	1338.3	1248.1	1161.1	1076.9	1014.6	958.5	931.9	930.9
12.5°	1492.0	1449.2	1335.5	1209.6	1086.3	973.6	858.2	776.3	705.9	682.3	672.3
15°	1449.0	1388.9	1242.8	1081.8	932.1	775.7	644.3	558.1	493.1	470.5	466.3
17.5°	1407.4	1330.0	1147.7	952.8	771.8	599.8	468.2	404.2	369.5	360.4	360.2
20°	1365.9	1269.4	1048.5	820.7	616.8	448.6	360.0	331.3	319.6	318.5	316.8
22.5°	1318.9	1205.2	944.1	688.3	481.4	352.7	306.0	294.5	293.0	296.8	296.8
25°	1274.9	1141.4	838.2	558.6	374.4	294.3	273.2	270.9	274.9	281.7	282.4
27.5°	1233.9	1079.9	734.8	443.3	300.0	259.2	250.5	253.2	260.5	268.3	268.5
30°	1200.1	1021.9	634.5	349.3	253.4	233.0	231.5	237.1	244.9	251.1	252.6
32.5°	1173.9	972.3	537.5	280.9	223.0	213.5	214.8	219.4	224.3	227.7	230.1
35°	1161.8	929.8	448.0	236.9	203.7	198.4	200.1	202.6	204.8	207.3	209.2
37.5°	1163.9	896.9	368.1	209.4	190.7	188.0	188.0	188.0	188.0	189.2	189.4
40°	1183.7	877.9	303.0	192.0	182.0	179.0	176.7	174.6	172.9	173.7	173.3
42.5°	1234.3	876.2	255.4	180.9	175.0	170.1	165.4	162.4	160.3	161.2	161.6
45°	1320.2	897.5	223.3	173.1	168.4	161.0	155.0	151.8	150.3	153.1	153.5
47.5°	1431.4	943.8	203.7	167.3	162.2	152.5	146.1	143.1	143.5	147.6	148.6
50°	1574.7	1019.1	194.3	163.7	158.0	145.2	138.6	136.1	137.4	143.1	144.4
52.5°	1732.0	1127.5	195.4	162.7	155.2	139.9	132.9	129.9	132.0	137.4	138.4
55°	1913.6	1257.9	213.0	164.1	151.2	136.5	128.2	123.1	124.8	129.7	130.6
57.5°	2115.4	1407.1	248.6	163.7	146.1	133.3	123.3	115.7	116.9	119.9	120.8
60°	2325.5	1587.5	303.6	165.0	143.7	129.5	116.7	107.2	106.7	109.3	109.7
62.5°	2577.6	1796.0	366.6	165.8	145.2	124.6	108.0	98.7	97.4	98.0	98.4
65°	2837.5	1947.0	343.0	162.4	149.9	120.6	100.4	90.4	88.0	87.6	87.8
67.5°	2845.6	1785.2	240.5	155.6	151.8	118.4	94.6	83.3	79.5	78.0	77.8
70°	2551.9	1450.3	187.3	148.4	144.2	115.0	89.3	77.6	71.9	69.5	69.3
71°	2408.6	1335.1	177.5	144.8	138.4	111.6	87.0	75.1	69.1	66.6	66.1
72.5°	2183.9	1196.9	165.6	139.1	127.4	102.9	82.5	71.4	65.3	62.3	61.7
75°	1567.3	782.7	142.2	124.0	105.5	82.1	72.3	64.2	58.9	55.3	54.9
77.5°	603.9	311.5	107.6	103.1	80.8	64.2	59.5	55.5	51.7	48.1	47.8
80°	186.7	139.3	78.5	77.6	58.5	47.8	46.4	45.3	43.8	40.0	39.1
82.5°	99.7	79.9	54.0	50.2	38.3	31.9	33.6	34.0	34.2	30.2	29.8
85°	47.6	42.3	30.4	28.5	22.3	17.9	20.6	22.3	22.5	18.5	17.2
87.5°	22.8	22.1	14.2	10.8	8.3	6.0	7.2	8.9	9.8	7.0	6.2
90°	0.0	0.0	0.0	0.0	0.0	0.0	0.0	0.0	0.0	0.0	0.0

Signify Classified - Internal
Cooper Lighting Solutions Photometric Lab
1121 Highway 74 South
Peachtree City, GA 30269

Scaled Data Report



Report Generated By 670245982

Signify Classified - Internal
Cooper Lighting Solutions Photometric Lab
1121 Highway 74 South
Peachtree City, GA 30269

Scaled Data Report



Signify Classified - Internal
Cooper Lighting Solutions Photometric Lab
1121 Highway 74 South
Peachtree City, GA 30269

Scaled Data Report



Signify Classified - Internal
Cooper Lighting Solutions Photometric Lab
1121 Highway 74 South
Peachtree City, GA 30269

Scaled Data Report





--- HS — SS

Signify Classified - Internal
Cooper Lighting Solutions Photometric Lab
1121 Highway 74 South
Peachtree City, GA 30269

Scaled Data Report



u

Signify Classified - Internal
Cooper Lighting Solutions Photometric Lab
1121 Highway 74 South
Peachtree City, GA 30269

Scaled Data Report



Signify Classified - Internal
Cooper Lighting Solutions Photometric Lab
1121 Highway 74 South
Peachtree City, GA 30269

Scaled Data Report



(END OF REPORT)